

**Rutland Dundee Townships Fire Protection District**  
**Board Meeting Agenda**

**DATE:** Monday, February 12th 2024  
**TIME:** 2:00PM  
**LOCATION:** Station #51 Training Room  
11 East Higgins Road Gilberts IL.

Meeting is open to the public.

- 1 CALL MEETING TO ORDER
- 2 ROLL CALL
- 3 PUBLIC COMMENT
- 4 APPROVAL OF LAST MEETING MINUTES  
January 8th 2024 - Regular Meeting
- 5 TREASURER'S REPORT
  - A: Request and Approval to pay the Bills
  - B: Year to Date Financial Summary & Fund Balance
- 6 ATTORNEY'S REPORT
- 7 CHIEF'S REPORT
- 8 TRUSTEE'S REPORT / COMMENTS
- 9 OLD BUSINESS
  - A: None
- 10 NEW BUSINESS
  - A: Update signers on Petty Cash Account - Cornerstone Bank
  - B: Intergovernmental Agreement With Hampshire Fire Protection District
  - C: SCBA Replacement
  - D: Station #52 Generator Update
  - E: Lieutenant's Promotional Exam Process
- 11 EXECUTIVE SESSION
  - Personnel Issues - (5 ILCS 120/2 (c) (1)) (if needed)
  - Imminent Litigation - (5 ILCS 120/2 (c) (11)) (if needed)
- 12 Adjournment

MINUTES OF THE REGULAR MEETING OF THE  
BOARD OF TRUSTEES OF THE RUTLAND DUNDEE  
FIRE PROTECTION DISTRICT  
HELD THE 8<sup>th</sup> DAY OF JANUARY, 2024  
AT THE HEADQUARTERS STATION #51  
11 E. HIGGINS ROAD, GILBERTS, ILLINOIS

The regular meeting of the Board of Trustees of the Rutland Dundee Fire Protection District was called to order at 2:01 p.m.

A roll call was taken, and the following Trustees were present: Rollyn Anderson, John Gilbert, and Bill Carbone. Chief Thomas, Deputy Chief Reedy, and Attorney Weiler were also present.

Trustee Anderson opened the floor for questions from the public. There were no comments or questions for the Board.

A motion was made by Trustee Carbone to approve the minutes of the Regular Meeting held December 11, 2023 as presented. The motion was seconded by Trustee Gilbert. A roll call vote was taken with Trustee Anderson voting yes, Trustee Gilbert voting yes, and Trustee Carbone voting yes.

A motion was made by Trustee Carbone to approve the Closed Session minutes from the Regular Meeting held December 11, 2023 as presented. The motion was seconded by Trustee Gilbert. A roll call vote was taken with Trustee Anderson voting yes, Trustee Gilbert voting yes, and Trustee Carbone voting yes.

A motion was made by Trustee Carbone to approve the minutes of the Special Meeting held December 11, 2023 as presented. The motion was seconded by Trustee Gilbert. A roll call vote was taken with Trustee Anderson voting yes, Trustee Gilbert voting yes, and Trustee Carbone voting yes.

A motion was made by Trustee Carbone to approve the Closed Session minutes from the Special Meeting held December 11, 2023 as presented. The motion was seconded by Trustee Gilbert. A roll call vote was taken with Trustee Anderson voting yes, Trustee Gilbert voting yes, and Trustee Carbone voting yes.

A motion was made by Trustee Gilbert to approve payment of the December bills, including check number 38080 through 38109 for a total of \$74,662.70, payroll liability for the month of December in the amount of \$135,065.02, and electronic payments of \$2,950.76 for a total liability in the month of December of \$138,015.78. The motion was seconded by Trustee Carbone. A roll call vote was taken with Trustee Anderson voting yes, Trustee Gilbert voting yes, and Trustee Carbone voting yes.

A motion was made by Trustee Gilbert to approve the December Year-To-Date Treasurer's report as presented. The motion was seconded by Trustee Carbone. A roll call vote was taken with Trustee Anderson voting yes, Trustee Carbone voting yes, and Trustee Gilbert voting yes.

Attorney Weiler reported that during the month he prepared Ordinance FY2023-004, regarding the adoption of Paid Leave For All Workers as of January 1, 2024.

Chief Thomas reviewed items contained in the monthly Chief's Report to the Board.

Chief Thomas indicated District personnel are working to onboard several new employees that have just recently finished Basic Firefighter Operations at Elgin Community College. The District also has three employees currently in Paramedic Class through Sherman Hospital.

A motion was made by Trustee Carbone to approve the Final Entry Level Eligibility List as prepared and authorize the Fire Chief to post the Final Eligibility List. The motion was seconded by Trustee Carbone. A roll call vote was taken with Trustee Anderson voting yes, Trustee Gilbert voting yes, and Trustee Carbone voting yes.

A motion was made by Trustee Gilbert to approve Ordinance FY2023-004, An Ordinance Adopting the Paid Leave For All Workers Act as presented. The motion was seconded by Trustee Gilbert. A roll call vote was taken with Trustee Anderson voting yes, Trustee Gilbert voting yes, and Trustee Carbone voting yes.

A motion was made by Trustee Carbone to approve the hiring of one full-time firefighter paramedic from the Entry Level Eligibility List. The motion was seconded by Trustee Gilbert. A roll call vote was taken with Trustee Anderson voting yes, Trustee Gilbert voting yes, and Trustee Carbone voting yes.

Discussion was conducted regarding the NIAFPD Annual Conference being held February 2-3 in Lombard. All three Trustees indicated they would be attending the Conference on both days. Chief Thomas and Deputy Chief Reedy will attend the Conference as members of the Pension Fund.

With no further business to come before the Board, a motion was made by Trustee Gilbert to adjourn the Regular Meeting of the Board of Trustees at 2:19 p.m. The motion was seconded by Trustee Carbone. A roll call vote was taken with Trustee Anderson voting yes, Trustee Gilbert voting yes, and Trustee Carbone voting yes.

Approved this 12<sup>th</sup> day of February, 2024, by a roll call vote as follows:

AYES: \_\_\_\_\_

NAYS: \_\_\_\_\_

ABSENT: \_\_\_\_\_

---

President  
Rutland Dundee Fire Protection District

ATTEST:

---

Secretary  
Rutland Dundee Fire Protection District

BOARD OF TRUSTEES OF THE RUTLAND DUNDEE  
FIRE PROTECTION DISTRICT  
HELD THE 8<sup>th</sup> DAY OF JANUARY, 2024  
AT THE HEADQUARTERS STATION #51  
11 E. HIGGINS ROAD, GILBERTS, ILLINOIS

**Public Attendance Record**

Public:

Dundee Township: None  
Rutland Township: None  
Sleepy Hollow: Mike Tennis  
Gilberts: None  
Other: None

Department:

On Duty: Lt. Fleck  
FF Bartlett  
FF Benson  
FF Kim  
FF Kramer  
FF Witt  
Off Duty: None  
Staff: Dawn Andriik

**Rutland-Dundee Fire District**  
**Bill List**  
**January 2024**

Date	Num	Name	Paid Amount
<b>Jan 24</b>			
01/31/2024	38110	Air One Equipment, Inc.	-114.00
01/31/2024	38111	AT&T Mobility	-137.08
01/31/2024	38112	Blue Cross & Blue Shield of IL	-8,187.07
01/31/2024	38113	Business Card	-4,489.83
01/31/2024	38114	CDS Office Technologies	-41.93
01/31/2024	38115	Comcast Business	-1,265.25
01/31/2024	38116	Dundee NAPA Auto Parts	-17.47
01/31/2024	38117	Dynegy - Gilberts Station	-666.87
01/31/2024	38118	Dynegy - Sleepy Hollow	-55.14
01/31/2024	38119	Eagle Engraving	-122.00
01/31/2024	38120	Elenbe Auto and Diesel Services, LLC	-565.00
01/31/2024	38121	ExxonMobil Fleet/GECC	-1,434.10
01/31/2024	38122	Fraternal Order of Eagles #1047	-650.00
01/31/2024	38123	Illinois Public Risk Fund	-10,448.00
01/31/2024	38124	Joann Wille	-95.24
01/31/2024	38125	MacQueen Emergency Group	-273.62
01/31/2024	38126	Menards	-100.02
01/31/2024	38127	Motorola Solutions - StarCom21 Network	-757.00
01/31/2024	38128	National Fire Protection Assoc.	-1,725.00
01/31/2024	38129	Nicor Gas - Gilberts Station	-766.13
01/31/2024	38130	Nicor Gas - Sleepy Hollow	-335.87
01/31/2024	38131	PAHCS II Northwestern Med Occ Health	-5,087.00
01/31/2024	38132	Peters Electric & Technology, Inc.	-1,069.00
01/31/2024	38133	Pomp's Tire Service, Inc.	-46.36
01/31/2024	38134	Proforma	-361.28
01/31/2024	38135	QuadCom 9-1-1	-8,875.88
01/31/2024	38136	Today's Uniforms	-704.26
01/31/2024	38137	Village of West Dundee	-224.03
			<b><u>-48,614.43</u></b>
<b>Jan 24</b>			
01/03/2024		Payroll 2024-01	-68,613.75
01/17/2024		Payroll 2024-02	-72,315.54
01/31/2024		Payroll 2024-03	-67,809.05
<b>Payroll Total</b>			<b><u>-208,738.34</u></b>
Electronic Payments - Child Support, AFLAC, 457			-4,271.47
<b>Total Liability for month of January</b>			<b><u>-261,624.24</u></b>

**Approved:** \_\_\_\_\_

9:22 AM

02/08/24

**Rutland-Dundee Fire District**  
**Check Detail**  
**January 2024**

Num	Date	Name	Account	Paid Amount
38110	01/31/2024	Air One Equipment, Inc.	Cornerstone - General Checking	
202595	01/31/2024		503 Equipment Maintenance	-45.60
			503 Equipment Maintenance	-68.40
TOTAL				-114.00
38111	01/31/2024	AT&T Mobility	Cornerstone - General Checking	
0127...	01/31/2024		403 Telephone	-54.83
			403 Telephone	-62.25
TOTAL				-137.08
38112	01/31/2024	Blue Cross & Blue Shield of IL	Cornerstone - General Checking	
	01/31/2024		112 Group Health Insurance	-3,274.83
			112 Group Health Insurance	-4,912.24
TOTAL				-8,187.07
38113	01/31/2024	Business Card	Cornerstone - General Checking	
	01/31/2024		202 Office Supplies	-107.71
			202 Office Supplies	-161.57
			203 Office Equipment	-590.33
			203 Office Equipment	-885.49
			302 Station Supplies	-112.10
			302 Station Supplies	-168.16
			301 Bldg. Maintenance	-4.35
			301 Bldg. Maintenance	-6.52
			201 Postage	-56.22
			201 Postage	-84.34
			210 Meetings & Conferences	-891.35
			210 Meetings & Conferences	-1,337.03
			501 Vehicle Maint & Repairs	-33.86
			501 Vehicle Maint & Repairs	-50.80
TOTAL				-4,489.83
38114	01/31/2024	CDS Office Technologies	Cornerstone - General Checking	
INV1...	01/31/2024		203 Office Equipment	-16.77
			203 Office Equipment	-25.16
TOTAL				-41.93
38115	01/31/2024	Comcast Business	Cornerstone - General Checking	
1915...	01/31/2024		403 Telephone	-506.10
			403 Telephone	-759.15
TOTAL				-1,265.25
38116	01/31/2024	Dundee NAPA Auto Parts	Cornerstone - General Checking	
467397	01/30/2024		501 Vehicle Maint & Repairs	-6.99
			501 Vehicle Maint & Repairs	-10.48
TOTAL				-17.47
38117	01/31/2024	Dynegy - Gilberts Station	Cornerstone - General Checking	

9:22 AM

02/08/24

**Rutland-Dundee Fire District**  
**Check Detail**  
**January 2024**

Num	Date	Name	Account	Paid Amount
4529...	01/31/2024		401 Electricity	-266.75
			401 Electricity	-400.12
TOTAL				-666.87
38118	01/31/2024	Dynergy - Sleepy Hollow	Cornerstone - General Checking	
4529...	01/31/2024		401 Electricity	-22.06
			401 Electricity	-33.08
TOTAL				-55.14
38119	01/31/2024	Eagle Engraving	Cornerstone - General Checking	
2024-...	01/31/2024		606 Gear	-34.00
			606 Gear	-51.00
2024-...	01/31/2024		606 Gear	-14.80
			606 Gear	-22.20
TOTAL				-122.00
38120	01/31/2024	Elenbe Auto and Diesel Services, LLC	Cornerstone - General Checking	
1195	01/31/2024		501 Vehicle Maint & Repairs	-226.00
			501 Vehicle Maint & Repairs	-339.00
TOTAL				-565.00
38121	01/31/2024	ExxonMobil Fleet/GECC	Cornerstone - General Checking	
9448...	01/31/2024		502 Gas & Oil	-573.64
			502 Gas & Oil	-860.46
TOTAL				-1,434.10
38122	01/31/2024	Fraternal Order of Eagles #1047	Cornerstone - General Checking	
	01/31/2024		604 Training & Education	-260.00
			604 Training & Education	-390.00
TOTAL				-650.00
38123	01/31/2024	Illinois Public Risk Fund	Cornerstone - General Checking	
84530	01/31/2024		9202 Workmen's Comp Ins.	-10,448.00
TOTAL				-10,448.00
38124	01/31/2024	Joann Wille	Cornerstone - General Checking	
	01/31/2024		609 Ambulance Billing	-38.10
			609 Ambulance Billing	-57.14
TOTAL				-95.24
38125	01/31/2024	MacQueen Emergency Group	Cornerstone - General Checking	
Order...	01/31/2024		501 Vehicle Maint & Repairs	-25.80
			501 Vehicle Maint & Repairs	-38.69
023691	01/31/2024		501 Vehicle Maint & Repairs	-83.65
			501 Vehicle Maint & Repairs	-125.48



9:22 AM

02/08/24

**Rutland-Dundee Fire District**  
**Check Detail**  
 January 2024

Num	Date	Name	Account	Paid Amount
TOTAL				-273.62
38126	01/31/2024	Menards	Cornerstone - General Checking	
17053	01/31/2024		301 Bldg. Maintenance	-10.87
17109	01/31/2024		301 Bldg. Maintenance	-16.31
			301 Bldg. Maintenance	-29.14
			301 Bldg. Maintenance	-43.70
TOTAL				-100.02
38127	01/31/2024	Motorola Solutions - StarCom21 Network	Cornerstone - General Checking	
8189...	01/31/2024		602 Communications	-302.80
			602 Communications	-454.20
TOTAL				-757.00
38128	01/31/2024	National Fire Protection Assoc.	Cornerstone - General Checking	
0030...	01/31/2024		603 Dues & Membership	-690.00
			603 Dues & Membership	-1,035.00
TOTAL				-1,725.00
38129	01/31/2024	Nicor Gas - Gilberts Station	Cornerstone - General Checking	
	01/31/2024		402 Natural Gas	-306.45
			402 Natural Gas	-459.68
TOTAL				-766.13
38130	01/31/2024	Nicor Gas - Sleepy Hollow	Cornerstone - General Checking	
	01/31/2024		402 Natural Gas	-134.35
			402 Natural Gas	-201.52
TOTAL				-335.87
38131	01/31/2024	PAHCS II Northwestern Med Occ Health	Cornerstone - General Checking	
547009	01/31/2024		601 Medical Services	-232.80
			601 Medical Services	-349.20
547270	01/31/2024		601 Medical Services	-1,122.40
			601 Medical Services	-1,683.60
547003	01/31/2024		601 Medical Services	-679.60
			601 Medical Services	-1,019.40
TOTAL				-5,087.00
38132	01/31/2024	Peters Electric & Technology, Inc.	Cornerstone - General Checking	
6604	01/31/2024		301 Bldg. Maintenance	-427.60
			301 Bldg. Maintenance	-641.40
TOTAL				-1,069.00
38133	01/31/2024	Pomp's Tire Service, Inc.	Cornerstone - General Checking	
6401...	01/31/2024		501 Vehicle Maint & Repairs	-18.54
			501 Vehicle Maint & Repairs	-27.82

9:22 AM

02/08/24

# Rutland-Dundee Fire District Check Detail January 2024

Num	Date	Name	Account	Paid Amount
TOTAL				-46.36
38134	01/31/2024	Proforma	Cornerstone - General Checking	
BQ09...	01/31/2024		202 Office Supplies	-144.51
			202 Office Supplies	-216.77
TOTAL				-361.28
38135	01/31/2024	QuadCom 9-1-1	Cornerstone - General Checking	
24-R...	01/31/2024		602 Communications	-2,670.64
			602 Communications	-4,005.96
CF20...	01/31/2024		211 Computer Software	-879.71
			211 Computer Software	-1,319.57
TOTAL				-8,875.88
38136	01/31/2024	Today's Uniforms	Cornerstone - General Checking	
250738	01/31/2024		605 Uniforms	-33.58
			605 Uniforms	-50.37
250741	01/31/2024		605 Uniforms	-36.10
			605 Uniforms	-54.15
250739	01/31/2024		605 Uniforms	-33.58
			605 Uniforms	-50.37
250613	01/31/2024		605 Uniforms	-7.18
			605 Uniforms	-10.77
250614	01/31/2024		605 Uniforms	-15.16
			605 Uniforms	-22.74
249331	01/31/2024		605 Uniforms	-10.38
			605 Uniforms	-15.57
249383	01/31/2024		605 Uniforms	-6.00
			605 Uniforms	-9.00
249879	01/31/2024		605 Uniforms	-54.36
			605 Uniforms	-81.54
250065	01/31/2024		605 Uniforms	-7.58
			605 Uniforms	-11.37
250182	01/31/2024		605 Uniforms	-20.38
			605 Uniforms	-30.57
250183	01/31/2024		605 Uniforms	-10.38
			605 Uniforms	-15.57
250184	01/31/2024		605 Uniforms	-16.76
			605 Uniforms	-41.90
250259	01/31/2024		605 Uniforms	-17.18
			605 Uniforms	-25.77
250708	01/31/2024		605 Uniforms	-6.38
			605 Uniforms	-9.57
TOTAL				-704.26
38137	01/31/2024	Village of West Dundee	Cornerstone - General Checking	
2764	01/31/2024		603 Dues & Membership	-9.27
			603 Dues & Membership	-13.90
2761	01/31/2024		405 Internet Service	-80.34
			405 Internet Service	-120.52
TOTAL				-224.03

# Rutland-Dundee Fire District Balance Sheet

As of January 31, 2024

Jan 31, 24

## ASSETS

### Current Assets

#### Checking/Savings

Cornerstone - General Checking	-68,999.17
Cornerstone - Money Market	2,586,187.94
Cornerstone - Payroll	2,841.02
Cornerstone - Petty Cash	2,509.42
Schwab - Capital Reserve Account	<u>1,511,303.28</u>
<b>Total Checking/Savings</b>	<b>4,033,842.49</b>

### Cash Balances, May 1, 2023

Cornerstone - General Checking	(53,578.91)
Cornerstone - Money Market	2,999,627.62
Cornerstone - Payroll	4,050.13
Cornerstone - Petty Cash	<u>2,508.48</u>
	<b><u>2,952,607.32</u></b>

### Cash Balances, January 31, 2024

Cornerstone - General Checking	(68,999.17)
Cornerstone - Money Market	2,586,187.94
Cornerstone - Payroll	2,841.02
Cornerstone - Petty Cash	2,509.42
Schwab - Capital Reserve Account	<u>1,511,303.28</u>
	<b>4,033,842.49</b>

2023 Fiscal Year Net Income 1,081,235.17

**Rutland-Dundee Fire District**  
**YTD Treasurer's Report Budget vs. Actual**  
**May 2023 through January 2024**

	TOTAL			
	Jan 24	May '23 - Jan 24	Budget	% of Budget
<b>Income</b>				
Ambulance Billing	29,668.25	205,361.35	226,200.00	90.79%
Contract Services	0.00	0.00	0.00	0.0%
CPR	0.00	140.00	200.00	70.0%
Donations	0.00	0.00	0.00	0.0%
Expense Reimb. & Refunds	221.10	6,414.33	25,000.00	25.66%
Foreign Fire - IL Municipal Lea	0.00	37,721.55	40,000.00	94.3%
Grant Income	36,576.00	41,356.00	54,700.00	75.61%
Haz Mat Spill	0.00	0.00	0.00	0.0%
Impact Fees	0.00	0.00	0.00	0.0%
Interest	11,251.20	131,530.23	20,000.00	657.65%
Kane County Property Taxes	0.00	2,914,836.91	2,915,597.69	99.97%
Miscellaneous Income	0.00	0.00	0.00	0.0%
Plan Review Fees	0.00	0.00	0.00	0.0%
State of IL - PPRT	5,498.53	46,547.95	35,000.00	132.99%
<b>Total Income</b>	<b>83,215.08</b>	<b>3,383,908.32</b>	<b>3,316,697.69</b>	<b>102.03%</b>
<b>Expense</b>				
100 Wages	212,121.44	1,408,637.13	2,155,530.00	65.35%
200 Admin/Office	7,212.82	47,517.31	77,100.00	61.63%
300 Building Maintenance	1,460.15	23,717.12	35,050.00	67.67%
400 Utilities	3,427.20	24,690.24	53,000.00	46.59%
500 Vehicle Maintenance	2,535.21	41,768.16	99,750.00	41.87%
600 Operations	15,840.27	137,132.75	564,856.00	24.28%
700 Capital Improvements	0.00	42,712.20	91,160.00	46.85%
800 Major Replacement	0.00	0.00	40,000.00	0.0%
9000 Audit Fund	0.00	7,600.00	12,000.00	63.33%
9100 FICA	9,039.96	47,558.76	69,300.00	68.63%
9200 Insurance Fund	10,448.00	124,443.00	195,000.00	63.82%
9300 Pension Fund	0.00	359,174.93	359,269.00	99.97%
9400 Foreign Fire Insurance	0.00	37,721.55	40,000.00	94.3%
<b>Total Expense</b>	<b>262,085.05</b>	<b>2,302,673.15</b>	<b>3,792,015.00</b>	<b>60.72%</b>
<b>Net Income</b>	<b>-178,869.97</b>	<b>1,081,235.17</b>	<b>-475,317.31</b>	

**Rutland-Dundee Fire District**  
**YTD Treasurer's Report Budget vs. Actual**  
**May 2023 through January 2024**

	TOTAL			
	Jan 24	May '23 - Jan 24	Budget	% of Budget
<b>Income</b>				
Ambulance Billing	29,668.25	205,361.35	226,200.00	90.79%
Contract Services	0.00	0.00	0.00	0.0%
CPR	0.00	140.00	200.00	70.0%
Donations	0.00	0.00	0.00	0.0%
Expense Reimb. & Refunds	221.10	6,414.33	25,000.00	25.66%
Foreign Fire - IL Municipal Lea	0.00	37,721.55	40,000.00	94.3%
Grant Income	36,576.00	41,356.00	54,700.00	75.61%
Haz Mat Spill	0.00	0.00	0.00	0.0%
Impact Fees	0.00	0.00	0.00	0.0%
Interest	11,251.20	131,530.23	20,000.00	657.65%
<b>Kane County Property Taxes</b>				
Ambulance Fund	0.00	1,422,172.43	1,422,550.74	99.97%
Audit Fund	0.00	7,499.88	7,502.39	99.97%
Corporate Fund	0.00	948,033.07	948,271.66	99.98%
Liability Ins. Fund	0.00	129,969.65	130,002.53	99.98%
Pension Fund	0.00	345,169.15	345,260.35	99.97%
Pension Fund PA 93-0689	0.00	14,005.78	14,009.31	99.98%
Social Security Fund	0.00	47,986.95	48,000.71	99.97%
<b>Total Kane County Property Taxes</b>	<b>0.00</b>	<b>2,914,836.91</b>	<b>2,915,597.69</b>	<b>99.97%</b>
Miscellaneous Income	0.00	0.00	0.00	0.0%
Plan Review Fees	0.00	0.00	0.00	0.0%
State of IL - PPRT	5,498.53	46,547.95	35,000.00	132.99%
<b>Total Income</b>	<b>83,215.08</b>	<b>3,383,908.32</b>	<b>3,316,697.69</b>	<b>102.03%</b>
<b>Expense</b>				
<b>100 Wages</b>				
101 Admin Salaries	37,263.04	224,098.76	324,597.00	69.04%
102 FT Shift Salaries	67,888.89	458,707.54	839,518.00	54.64%
103 FLSA Pay	2,656.90	10,108.76	18,700.00	54.06%
104 Holiday Pay	8,197.72	18,847.52	20,400.00	92.39%
106 FT Shift OT	20,339.34	157,645.28	162,082.00	97.26%
107 POP Salaries	59,363.91	381,251.48	465,000.00	81.99%
108 Employee Insurance Reimb	3,554.47	14,015.93	17,000.00	82.45%
109 Life Insurance	0.00	1,876.72	1,900.00	98.78%
110 Trustees Compensation	0.00	0.00	10,130.00	0.0%
111 Contract Services	0.00	19,336.73	54,603.00	35.41%
112 Group Health Insurance	12,857.17	122,748.41	241,600.00	50.81%
<b>Total 100 Wages</b>	<b>212,121.44</b>	<b>1,408,637.13</b>	<b>2,155,530.00</b>	<b>65.35%</b>

**Rutland-Dundee Fire District**  
**YTD Treasurer's Report Budget vs. Actual**  
May 2023 through January 2024

	TOTAL			
	Jan 24	May '23 - Jan 24	Budget	% of Budget
<b>200 Admin/Office</b>				
201 Postage	140.56	404.69	4,000.00	10.12%
202 Office Supplies	630.56	2,309.69	3,950.00	58.47%
203 Office Equipment	1,517.75	2,572.47	5,500.00	46.77%
204 Legal Expenses	0.00	1,415.00	4,000.00	35.38%
205 Legal Services	0.00	5,216.99	17,000.00	30.69%
206 Publication Expenses	0.00	1,983.75	2,200.00	90.17%
207 Payroll	496.29	3,241.37	4,800.00	67.53%
208 Periodicals	0.00	0.00	500.00	0.0%
209 Film & Processing	0.00	0.00	0.00	0.0%
210 Meetings & Conferences	2,228.38	9,501.83	9,000.00	105.58%
211 Computer Software	2,199.28	20,871.52	26,150.00	79.82%
212 Bank Charges	0.00	0.00	0.00	0.0%
<b>Total 200 Admin/Office</b>	<b>7,212.82</b>	<b>47,517.31</b>	<b>77,100.00</b>	<b>61.63%</b>
<b>300 Building Maintenance</b>				
301 Bldg. Maintenance	1,179.89	21,481.24	29,650.00	72.45%
302 Station Supplies	280.26	2,235.88	5,400.00	41.41%
<b>Total 300 Building Maintenance</b>	<b>1,460.15</b>	<b>23,717.12</b>	<b>35,050.00</b>	<b>67.67%</b>
<b>400 Utilities</b>				
401 Electricity	722.01	9,426.00	15,000.00	62.84%
402 Natural Gas	1,102.00	4,725.98	14,000.00	33.76%
403 Telephone	1,402.33	8,289.91	13,800.00	60.07%
404 Cable TV	0.00	456.60	900.00	50.73%
405 Internet Service	200.86	1,791.75	9,300.00	19.27%
<b>Total 400 Utilities</b>	<b>3,427.20</b>	<b>24,690.24</b>	<b>53,000.00</b>	<b>46.59%</b>
<b>500 Vehicle Maintenance</b>				
501 Vehicle Maint & Repairs	987.11	9,633.39	40,000.00	24.08%
502 Gas & Oil	1,434.10	16,959.39	35,000.00	48.46%
503 Equipment Maintenance	114.00	10,749.23	17,750.00	60.56%
504 EMS Supplies/Repairs	0.00	4,426.15	7,000.00	63.23%
<b>Total 500 Vehicle Maintenance</b>	<b>2,535.21</b>	<b>41,768.16</b>	<b>99,750.00</b>	<b>41.87%</b>
<b>600 Operations</b>				
601 Medical Services	5,087.00	8,279.00	22,800.00	36.31%
602 Communications	7,433.60	66,628.40	92,282.00	72.2%
603 Dues & Membership	1,748.17	9,310.17	10,500.00	88.67%
604 Training & Education	650.00	4,260.78	35,150.00	12.12%
605 Uniforms	704.26	5,680.22	9,700.00	58.56%

**Rutland-Dundee Fire District**  
**YTD Treasurer's Report Budget vs. Actual**  
May 2023 through January 2024

	TOTAL			
	Jan 24	May '23 - Jan 24	Budget	% of Budget
606 Gear	122.00	6,575.00	13,000.00	50.58%
607 Miscellaneous	0.00	479.87	1,000.00	47.99%
608 Grants	0.00	29,003.00	361,224.00	8.03%
609 Ambulance Billing	95.24	6,916.31	15,000.00	46.11%
610 Public Education	0.00	0.00	4,200.00	0.0%
<b>Total 600 Operations</b>	<b>15,840.27</b>	<b>137,132.75</b>	<b>564,856.00</b>	<b>24.28%</b>
<b>700 Capital Improvements</b>				
701 Capital - Building	0.00	39,413.07	40,500.00	97.32%
702 Capital - Vehicles	0.00	0.00	0.00	0.0%
703 Capital - Equipment	0.00	3,299.13	50,660.00	6.51%
704 Building Mortgage	0.00	0.00	0.00	0.0%
<b>Total 700 Capital Improvements</b>	<b>0.00</b>	<b>42,712.20</b>	<b>91,160.00</b>	<b>46.85%</b>
<b>800 Major Replacement</b>				
801 Building	0.00	0.00	0.00	0.0%
802 Vehicles	0.00	0.00	0.00	0.0%
803 Equipment	0.00	0.00	40,000.00	0.0%
<b>Total 800 Major Replacement</b>	<b>0.00</b>	<b>0.00</b>	<b>40,000.00</b>	<b>0.0%</b>
9000 Audit Fund	0.00	7,600.00	12,000.00	63.33%
<b>9100 FICA</b>				
9101 FICA Payroll Taxes	7,424.60	44,632.36	65,000.00	68.67%
9102 Unemployment Taxes	1,615.36	2,926.40	4,300.00	68.06%
<b>Total 9100 FICA</b>	<b>9,039.96</b>	<b>47,558.76</b>	<b>69,300.00</b>	<b>68.63%</b>
<b>9200 Insurance Fund</b>				
9201 Liability Insurance	0.00	19,958.00	35,000.00	57.02%
9202 Workmen's Comp Ins.	10,448.00	104,485.00	160,000.00	65.3%
<b>Total 9200 Insurance Fund</b>	<b>10,448.00</b>	<b>124,443.00</b>	<b>195,000.00</b>	<b>63.82%</b>
<b>9300 Pension Fund</b>				
9301 Pension	0.00	345,169.15	345,260.00	99.97%
9302 Pension Fund PA 93-0689	0.00	14,005.78	14,009.00	99.98%
<b>Total 9300 Pension Fund</b>	<b>0.00</b>	<b>359,174.93</b>	<b>359,269.00</b>	<b>99.97%</b>
9400 Foreign Fire Insurance	0.00	37,721.55	40,000.00	94.3%
<b>Total Expense</b>	<b>262,085.05</b>	<b>2,302,673.15</b>	<b>3,792,015.00</b>	<b>60.72%</b>
<b>Net Income</b>	<b>-178,869.97</b>	<b>1,081,235.17</b>	<b>-475,317.31</b>	

## RUTLAND DUNDEE TOWNSHIPS FIRE PROTECTION DISTRICT

BALANCE BY FUND AS OF January 31, 2024

	Fund Balance 5/1/2023	Taxes	Interest	Other	Income	Expenses	Tranfers	Net Income FY2023	Fund Balance 1/31/2024
Corporate	\$98,226.17	\$948,033.07	\$52,612.09	\$135,016.47	\$1,135,661.63	(\$706,634.68)		\$429,026.95	\$527,253.12
Ambulance	\$146,178.44	\$1,422,172.43	\$78,918.14	\$202,524.71	\$1,703,615.28	(\$1,067,709.78)		\$635,905.50	\$782,083.94
<b>Operating Reserve</b>	\$922,777.97				\$0.00			\$0.00	\$922,777.97
<b>Impact Fees</b>				\$0.00	\$0.00			\$0.00	\$0.00
<b>Capital Reserve</b>	\$1,654,353.70				\$0.00			\$0.00	\$1,654,353.70
Liability Insurance	\$115,876.74	\$129,969.65			\$129,969.65	(\$113,995.00)		\$15,974.65	\$131,851.39
FICA	\$27,736.17	\$47,986.95			\$47,986.95	(\$47,558.76)		\$428.19	\$28,164.36
Audit	\$20,259.51	\$7,499.88			\$7,499.88	(\$7,600.00)		(\$100.12)	\$20,159.39
Pension		\$345,169.15			\$345,169.15	(\$345,169.15)		\$0.00	\$0.00
Pension PA93-0689		\$14,005.78			\$14,005.78	(\$14,005.78)		\$0.00	\$0.00
	<b>\$2,985,408.70</b>	<b>\$2,914,836.91</b>	<b>\$131,530.23</b>	<b>\$337,541.18</b>	<b>\$3,383,908.32</b>	<b>(\$2,302,673.15)</b>	<b>\$0.00</b>	<b>\$1,081,235.17</b>	<b>\$4,066,643.87</b>

Ending Fire/Amb  
 \$244,404.61  
 40.00%  
 60.00%

Ending Fire/Amb  
 \$1,309,337.06  
 40.00%  
 60.00%



# Rutland Dundee Fire Departments

## FY2023 Stand By Vehicle Usage

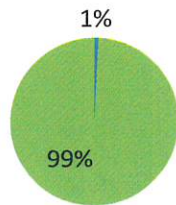
	31	30	31	31	30	31	30	31	31	29	31	30	276
1HTMNAAM29H121379	May	Jun	Jul	Aug	Sept	Oct	Nov	Dec	Jan	Feb	Mar	Apr	Total
<b>Used</b>	0	0	0	1	1	0	0	0	0				2
<b>Stand By</b>	31	30	31	30	29	31	30	31	31				274
<b>Days Used</b>	0	0	0	1	1	0	0	0	0	0	0	0	2
<b>Percent Used</b>	0.00%	0.00%	0.00%	3.23%	3.33%	0.00%	0.00%	0.00%	0.00%	0.00%	0.00%	0.00%	0.72%
<b>Percent RESERVE</b>	100.00%	100.00%	100.00%	96.77%	96.67%	100.00%	100.00%	100.00%	100.00%	0.00%	0.00%	0.00%	99.28%

**Reserve Engine**  
4P1CT02U9WA000321

<b>Used</b>	0	0	0	1	1	0	0	0	0				2
<b>Reserve</b>	31	30	31	30	29	31	30	31	31				274
<b>Days Used</b>	0	0	0	1	1	0	0	0	0	0	0	0	2
<b>Percent Used</b>	0.00%	0.00%	0.00%	3.23%	3.33%	0.00%	0.00%	0.00%	0.00%	0.00%	0.00%	0.00%	0.72%
<b>Percent RDFPD</b>	0.00%	0.00%	0.00%	3.23%	3.33%	0.00%	0.00%	0.00%	0.00%	0.00%	0.00%	0.00%	0.72%
<b>Percent RESERVE</b>	100.00%	100.00%	100.00%	96.77%	96.67%	100.00%	100.00%	100.00%	100.00%	0.00%	0.00%	0.00%	99.28%

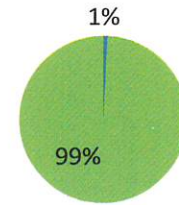
### FY2023 A53 Ambulance RDFD Usage

■ Used ■ Stand By



### FY2023 Reserve Engine RDFPD Usage

■ Used ■ Reserve



# Rutland Dundee Fire Departments

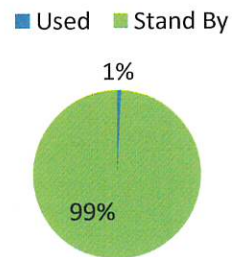
## FY2023 Stand By Vehicle Usage

<b>Reserve Ambulance</b> 1HTMNAAM29H121379	31	30	31	31	30	31	30	31	31	29	31	30	276
	<b>May</b>	<b>Jun</b>	<b>Jul</b>	<b>Aug</b>	<b>Sept</b>	<b>Oct</b>	<b>Nov</b>	<b>Dec</b>	<b>Jan</b>	<b>Feb</b>	<b>Mar</b>	<b>Apr</b>	<b>Total</b>
<b>Used</b>	0	0	0	1	1	0	0	0	0				2
<b>Stand By</b>	31	30	31	30	29	31	30	31	31				274
<b>Days Used</b>	0	0	0	1	1	0	0	0	0	0	0	0	2
<b>Percent Used</b>	0.00%	0.00%	0.00%	3.23%	3.33%	0.00%	0.00%	0.00%	0.00%	0.00%	0.00%	0.00%	0.72%
<b>Percent RESERVE</b>	100.00%	100.00%	100.00%	96.77%	96.67%	100.00%	100.00%	100.00%	100.00%	0.00%	0.00%	0.00%	99.28%

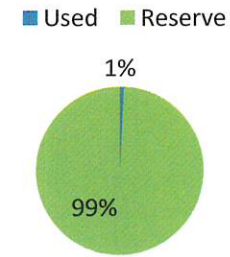
**Reserve Engine**  
4P1CT02U9WA000321

<b>Used</b>	0	0	0	1	1	0	0	0	0				2
<b>Reserve</b>	31	30	31	30	29	31	30	31	31				274
<b>Days Used</b>	0	0	0	1	1	0	0	0	0	0	0	0	2
<b>Percent Used</b>	0.00%	0.00%	0.00%	3.23%	3.33%	0.00%	0.00%	0.00%	0.00%	0.00%	0.00%	0.00%	0.72%
<b>Percent RDFPD</b>	0.00%	0.00%	0.00%	3.23%	3.33%	0.00%	0.00%	0.00%	0.00%	0.00%	0.00%	0.00%	0.72%
<b>Percent RESERVE</b>	100.00%	100.00%	100.00%	96.77%	96.67%	100.00%	100.00%	100.00%	100.00%	0.00%	0.00%	0.00%	99.28%

### FY2023 A53 Ambulance RDFD Usage



### FY2023 Reserve Engine RDFPD Usage



**Rutland-Dundee Fire Protection District**  
**Monthly Run Totals for 2023**

2/5/2024

Call Types		22 Avg	Jan	Feb	Mar	Apr	May	Jun	Jul	Aug	Sept	Oct	Nov	Dec	Total	23 Avg
Ambulance	A	33	34	34	23	23	33	35	35	34	29	34	26	33	373	31
Non-transport	AN	10	7	12	8	11	8	8	9	13	7	9	11	9	112	9
Motor Vehicle Crash	MV	3	6	3	4	2	7	4	3	2	7	4	3	3	48	4
Citizen	CA	2		4	1		1	4		1	4		8		23	2
AFA	AF	4	2			2	3	4	4	5	2	4		6	32	3
Smoke Detector Act	SD	2		1	1	1			3	3		1			10	1
CO	CO	2	1	3	2		1		2	1	3	1	2	3	19	2
Trouble Alarm	TA	1	2			1		2		1				1	7	1
Fire Structure	FS	0					2	1						1	4	0
Fire Grass	FG	1			1		2	1	2	1	1		1		9	1
Fire Vehicle	FV	0						1				1			2	0
Fire Investigation	FI	3	5	7	1	3		4	4	3	2	6		1	36	3
Fire Miscellaneous	FM	1		2			1	2			1	1		1	8	1
Hazmat	HZ	0								1					1	0
Dive/Pool PI	DI	0													0	0
Technical Rescue	TR	0													0	0
Change of Quarters	CQ	1	5	1		1	2	2	2	1	1				15	1
AutoAid Ambulance	AA	14	10	8	13	6	3	10	6	23	17	15	11	19	141	12
AutoAid Engine	AE	23	24	25	29	21	28	30	24	21	19	26	25	25	297	25
AutoAid Tender	AK	2				1	3	3	3				2		12	1
Auto-Aid Brush Truck	AB	0				1	1	1	3	1					7	1
Mutual-Aid Ambulanc	MA	2		3				3	2	2	1	2	1	2	16	1
Mutual-Aid Engine	ME	1		0			2		2	1		1		1	7	1
Mutual-Aid Tanker	MK	0		1		1				1		1	2		6	1
Mutual-Aid Squad	MS	0													0	0
Mutual/Auto-Aid Chief	MC	1			2	3	11		5	4	2	1	5	5	38	3
Mutual-Aid Technician	MT	0													0	0
Mutual-Aid Brush Tru	MB	0				1									1	0
Ticket Error	ER	0		5		1	1					1			8	1
Drill/Test	DR	0													0	0
<b>TOTAL</b>		<b>106</b>	<b>96</b>	<b>109</b>	<b>85</b>	<b>79</b>	<b>109</b>	<b>115</b>	<b>109</b>	<b>119</b>	<b>96</b>	<b>108</b>	<b>97</b>	<b>110</b>	<b>1232</b>	<b>103</b>
<b>Ambulance</b>		<b>63</b>	<b>62</b>	<b>61</b>	<b>48</b>	<b>43</b>	<b>53</b>	<b>62</b>	<b>57</b>	<b>75</b>	<b>62</b>	<b>64</b>	<b>52</b>	<b>66</b>	<b>705</b>	<b>59</b>
<b>Fire</b>		<b>43</b>	<b>34</b>	<b>48</b>	<b>37</b>	<b>36</b>	<b>56</b>	<b>53</b>	<b>52</b>	<b>44</b>	<b>34</b>	<b>44</b>	<b>45</b>	<b>44</b>	<b>527</b>	<b>44</b>



**Rutland-Dundee Fire Protection District**  
**Monthly Run Totals for 2023**

2/5/2024

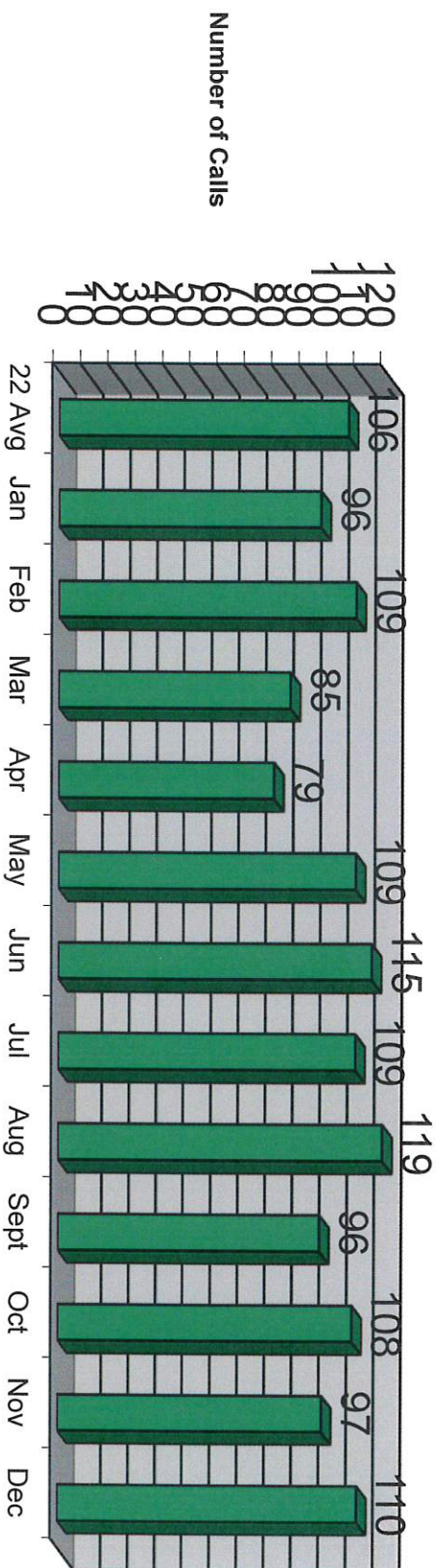
Response Times		22 Avg	Jan	Feb	Mar	Apr	May	Jun	Jul	Aug	Sept	Oct	Nov	Dec	AVG
District Only	Response	0:01:29	0:01:33	0:01:17	0:01:29	0:01:47	0:01:20	0:01:14	0:01:45	0:01:29	0:01:16	0:01:15	0:01:34	0:01:30	0:01:27
District Only	Travel	0:04:03	0:04:55	0:05:16	0:05:39	0:05:41	0:05:23	0:05:21	0:04:28	0:04:37	0:05:42	0:04:44	0:05:22	0:05:36	0:05:14
District Only	Resp Total	0:05:25	0:06:28	0:06:33	0:07:08	0:07:28	0:06:43	0:06:35	0:06:13	0:06:06	0:06:58	0:05:59	0:06:56	0:07:06	0:06:41

AREA		22 Avg	Jan	Feb	Mar	Apr	May	Jun	Jul	Aug	Sept	Oct	Nov	Dec	Total	23 Avg
	51	39	35	43	24	31	31	44	39	40	25	35	31	41	419	35
	52	23	22	24	19	13	28	22	22	24	31	26	20	17	268	22
	A	40	34	37	40	30	43	43	43	47	38	41	42	49	487	41
	M	5	5	5	2	5	7	6	5	8	2	6	4	3	58	5
			96	109	85	79	109	115	109	119	96	108	97	110	1232	103

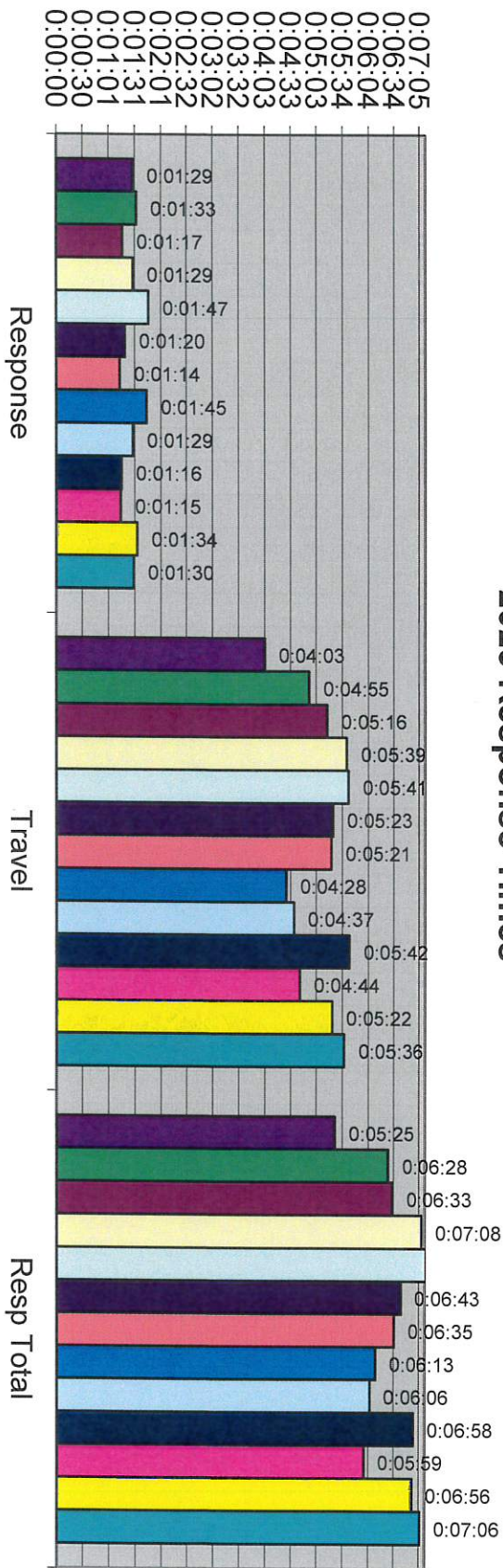
Apparatus		22 Avg	Jan	Feb	Mar	Apr	May	Jun	Jul	Aug	Sept	Oct	Nov	Dec	Total	23 Avg
Chief	50	2	2	1	3		11	1	7	3	2	3	6	4	43	4
D/C 501	501	6	1	4	1		8	3	11	7	5	4	3	8	55	5
C 502	502	0													0	0
Chief Officer	BAT9	0			1						1			1	10	1
Ambulance	A51	32	25	28	21		19	17	16	22	16	17	15	23	219	18
Ambulance	A52	22	13	15	12		12	20	15	33	26	18	15	17	196	16
Engine	E51	29	25	30	21		20	26	26	28	16	28	23	28	271	23
Engine	E52	23	25	26	29		29	26	21	19	17	17	16	14	239	20
Brush Truck	BR52	0					1	1	4	1			1		8	1
Reserve Ambu	RA52	0													0	0
Utility-51	UT51				1											
Tender	TN52	3		1			3	3	4	1		1	4		17	1
Utility-52	UT51															
Dispatch Handl	QC	0	2					2		1					5	0
No RDFD on call		0	1							1					2	0

Rutland-Dundee Fire Protection District  
 Monthly Run Totals for 2023

2023 Calls



2023 Response Times

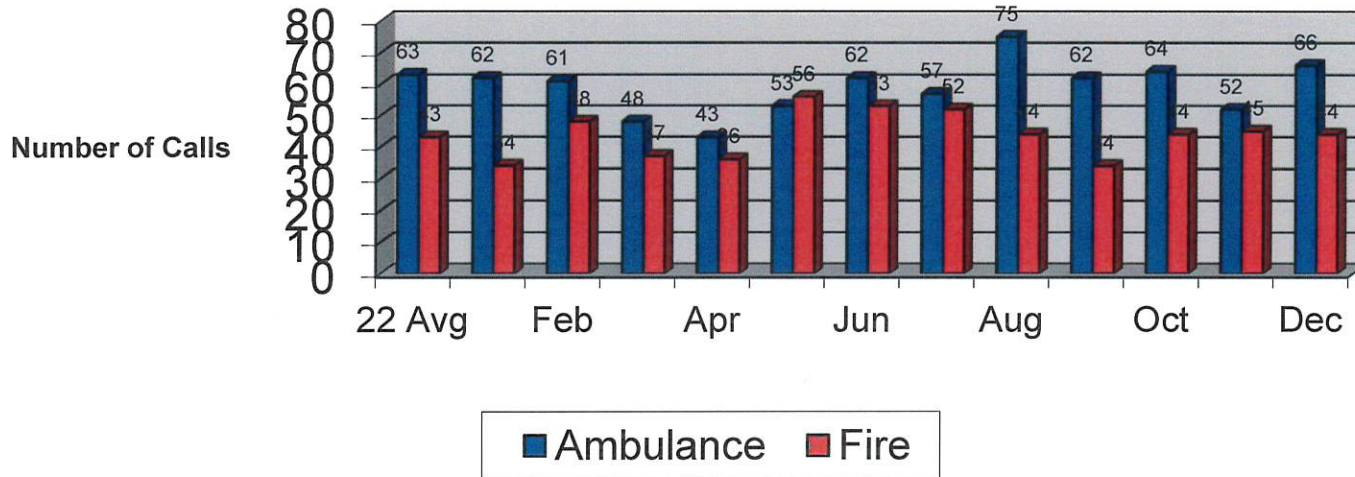




Rutland-Dundee Fire Protection District  
 Monthly Run Totals for 2023

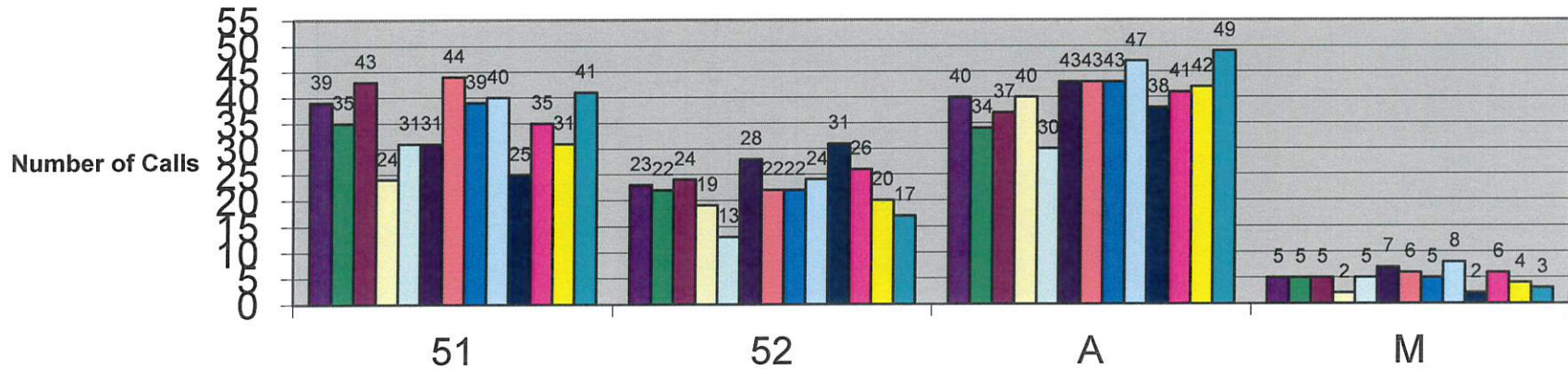
2/5/2024

2023 Ambulance vs Fire



■ Ambulance ■ Fire

2023 Call Area



**Rutland-Dundee Fire Protection District  
Incidents by District 2023**

District	Jan	Feb	Mar	Apr	May	Jun	Jul	Aug	Sept	Oct	Nov	Dec	Total
RDUN 51	35	43	24	31	31	44	39	40	25	35	31	41	419
RDUN 52	22	24	19	13	28	22	22	24	31	26	20	17	268
ALGN				2			1				1		4
BARCFPD			1										1
BART													0
BRFPD											1		1
BURL													0
CLKFD								1					1
CVIL	8	12	18	12	6	12	10	11	9	7	10	8	123
ELBFPD					1								1
EDUN		2	2	1	3	4	6	8	4	3	3	6	42
ELGN	14	13	9	8	6	7	7	13	8	10	12	18	125
FRCS					1						1		2
GKFPD						1							
HAMP	1				2		2	1		1		1	8
HFES										1			1
HUNT	2	1		1		2	1						7
NRFPD		1											1
PNGR		2			3	4	1	2	1	2		2	17
SELG								1					1
SYCFPD								1			1		2
WDUN	14	11	12	11	27	19	20	17	18	21	17	17	204
WSFPD										1			1
Error					1					1			
<b>Total</b>	96	109	85	79	109	115	109	119	96	108	97	110	1232

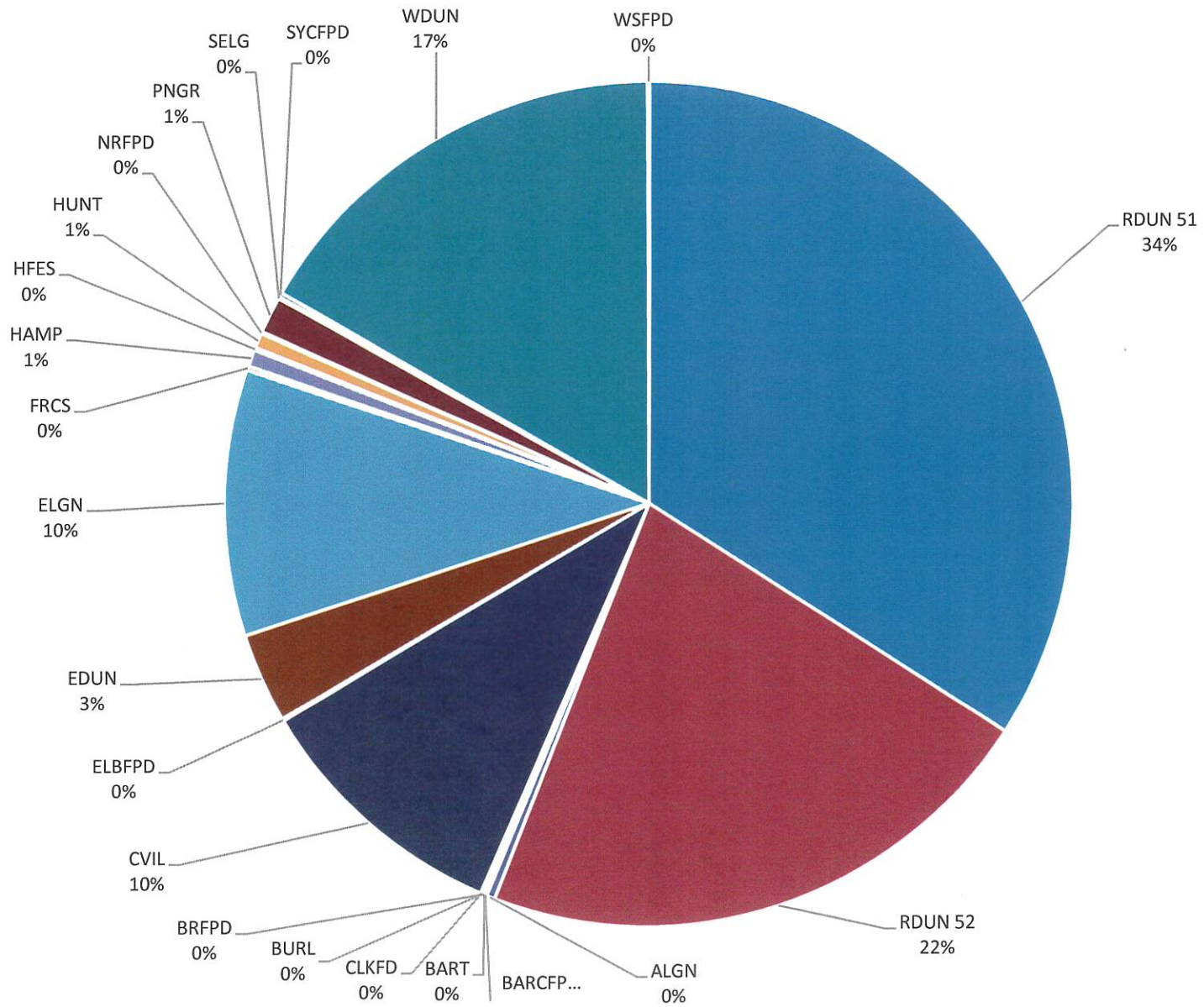
687 RDUN

<b>Total Aid Given</b>	39	42	42	35	50	49	48	55	40	47	46	52	545	1232
<b>CV,ED,WD Aid Give</b>	22	25	32	24	36	35	36	36	31	31	30	31	369	

1232 Total minus QC Aid 369	<b>Total Calls for QC Costs</b>	<u>863</u>
-----------------------------	---------------------------------	------------

# RDFPD Incidents by District

2023





**Rutland-Dundee Fire Protection District  
Incidents Aid Received By Department 2023**

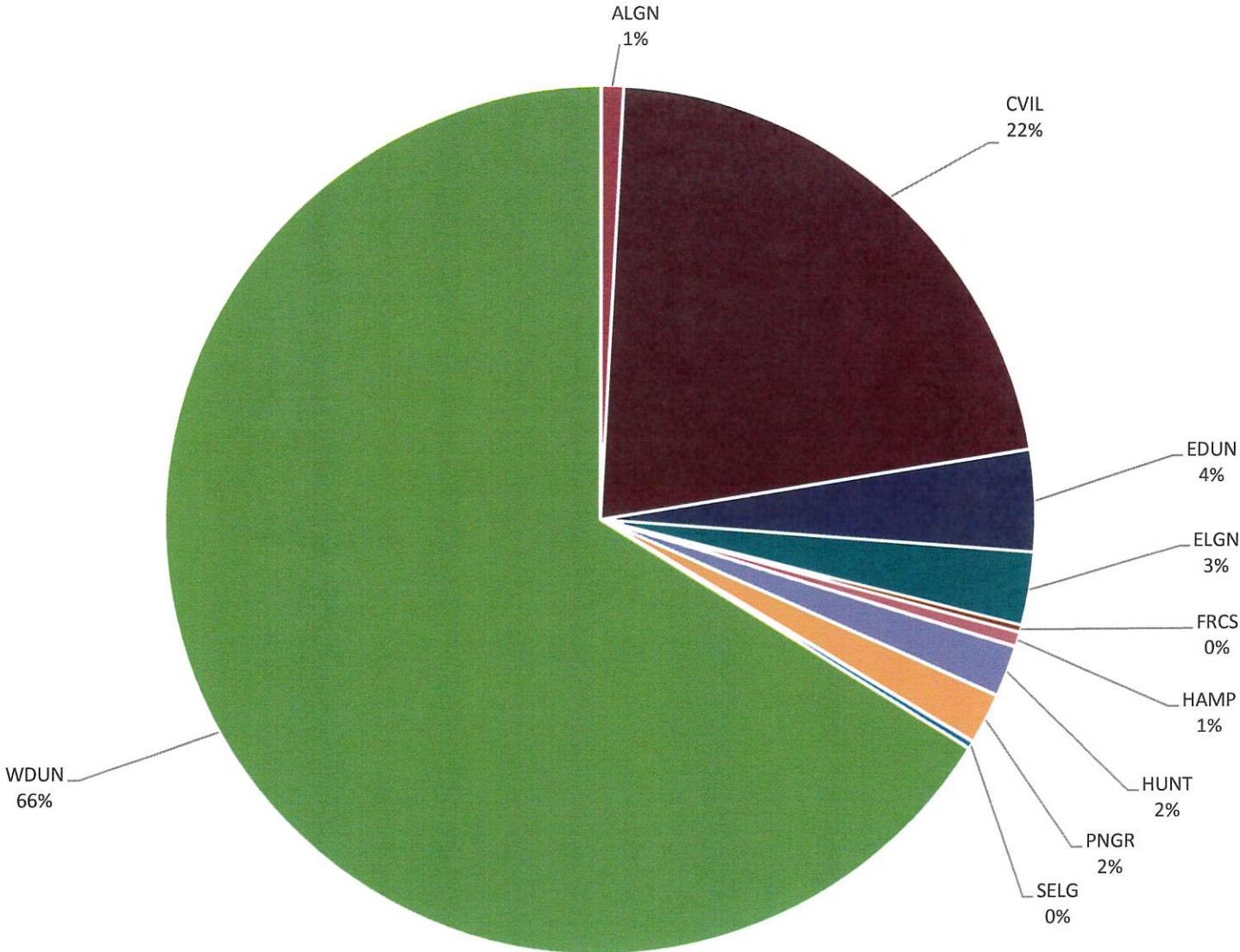
District	Jan	Feb	Mar	Apr	May	Jun	Jul	Aug	Sept	Oct	Nov	Dec	Total
ALGN	3												3
BARCFPD													
BART													
BRFPD													
BURL													
CLKFD													
CVIL	79												79
ELBFPD													
EDUN	14												14
ELGN	10												10
FRCS	1												1
GKFPD													
HAMP	2												2
HFES													
HUNT	7												7
NRFPD													
PNGR	7												7
SELG	1												1
SYCFPD													
WDUN	242												242
WSFPD													
Error													
<b>Total</b>	366	0	0	0	0	0	0	0	0	0	0	0	366
<b>Total Aid Given</b>	366	0	0	0	0	0	0	0	0	0	0	0	366
<b>CV,ED,WD Aid Give</b>	335	0	0	0	0	0	0	0	0	0	0	0	335

366 Total minus QC Aid 335      Total Calls for QC Costs 31

Rutland-Dundee Fire Protection District  
Incidents Aid Received By Department 2023

RDFPD Incidents Aid Received By Department

2023





**Rutland-Dundee Fire Protection District**  
**Monthly Run Totals for 2024**

2/5/2024

Call Types		23 Avg	Jan	Feb	Mar	Apr	May	Jun	Jul	Aug	Sept	Oct	Nov	Dec	Total	24 Avg
Ambulance	A	31	28												28	2
Non-transport	AN	9	9												9	1
Motor Vehicle Crash	MV	4	6												6	1
Citizen	CA	2	2												2	0
AFA	AF	3	2												2	0
Smoke Detector Act	SD	1													0	0
CO	CO	2	3												3	0
Trouble Alarm	TA	1	2												2	0
Fire Structure	FS	0													0	0
Fire Grass	FG	1													0	0
Fire Vehicle	FV	0													0	0
Fire Investigation	FI	3	1												1	0
Fire Miscellaneous	FM	1													0	0
Hazmat	HZ	0													0	0
Dive/Pool PI	DI	0													0	0
Technical Rescue	TR	0													0	0
Change of Quarters	CQ	1													0	0
AutoAid Ambulance	AA	12	15												15	1
AutoAid Engine	AE	25	27												27	2
AutoAid Tender	AK	1													0	0
Auto-Aid Brush Truck	AB	1													0	0
Mutual-Aid Ambulanc	MA	1													0	0
Mutual-Aid Engine	ME	1													0	0
Mutual-Aid Tanker	MK	1													0	0
Mutual-Aid Squad	MS	0													0	0
Mutual/Auto-Aid Chief	MC	3	9												9	1
Mutual-Aid Technician	MT	0													0	0
Mutual-Aid Brush Tru	MB	0													0	0
Ticket Error	ER	1	1												1	0
Drill/Test	DR	0													0	0
<b>TOTAL</b>		<b>106</b>	<b>105</b>	<b>0</b>	<b>0</b>	<b>0</b>	<b>0</b>	<b>0</b>	<b>0</b>	<b>0</b>	<b>0</b>	<b>0</b>	<b>0</b>	<b>0</b>	<b>105</b>	<b>9</b>
<b>Ambulance</b>		<b>63</b>	<b>58</b>	<b>0</b>	<b>0</b>	<b>0</b>	<b>0</b>	<b>0</b>	<b>0</b>	<b>0</b>	<b>0</b>	<b>0</b>	<b>0</b>	<b>0</b>	<b>58</b>	<b>5</b>
<b>Fire</b>		<b>43</b>	<b>47</b>	<b>0</b>	<b>0</b>	<b>0</b>	<b>0</b>	<b>0</b>	<b>0</b>	<b>0</b>	<b>0</b>	<b>0</b>	<b>0</b>	<b>0</b>	<b>47</b>	<b>4</b>

**Rutland-Dundee Fire Protection District**  
**Monthly Run Totals for 2024**

2/5/2024

Response Times		23 Avg	Jan	Feb	Mar	Apr	May	Jun	Jul	Aug	Sept	Oct	Nov	Dec	AVG
District Only	Response	0:01:27	0:01:28												0:01:28
District Only	Travel	0:05:14	0:05:18												0:05:18
District Only	Resp Total	0:06:41	0:06:46												0:06:46

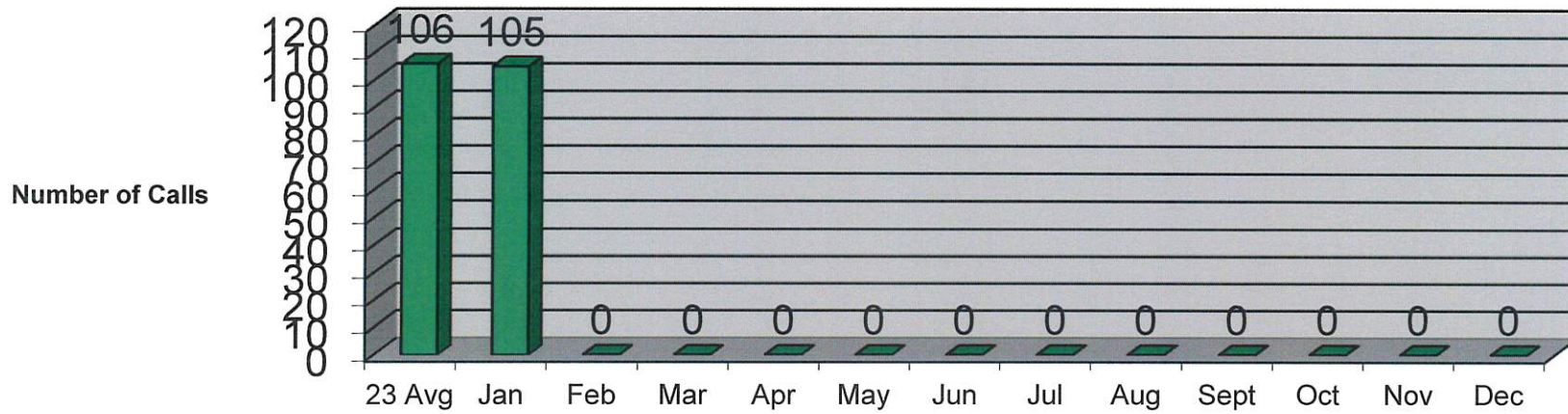
AREA		23 Avg	Jan	Feb	Mar	Apr	May	Jun	Jul	Aug	Sept	Oct	Nov	Dec	Total	24 Avg
	51	35	35												35	3
	52	22	18												18	2
	A	41	34												34	3
	M	5	1												1	0
			88	0	0	0	0	0	0	0	0	0	0	0	88	7

Apparatus		23 Avg	Jan	Feb	Mar	Apr	May	Jun	Jul	Aug	Sept	Oct	Nov	Dec	Total	24 Avg
Chief	50	4	10	1	3		11	1	7	3	2	3	6	4	51	4
D/C 501	501	5	8	4	1		8	3	11	7	5	4	3	8	62	5
C 502	502	0													0	0
Chief Officer	BAT9	1			1						1			1	10	1
Ambulance	A51	18	18	28	21		19	17	16	22	16	17	15	23	212	18
Ambulance	A52	16	12	15	12		12	20	15	33	26	18	15	17	195	16
Engine	E51	23	17	30	21		20	26	26	28	16	28	23	28	263	22
Engine	E52	20	24	26	29		29	26	21	19	17	17	16	14	238	20
Brush Truck	BR52	1					1	1	4	1			1		8	1
Reserve Ambu	RA52	0													0	0
Utility-51	UT51				1											
Tender	TN52	1		1			3	3	4	1		1	4		17	1
Utility-52	UT51															
Dispatch Handl	QC	0	2					2		1					5	0
No RDFD on call		0	1							1					2	0

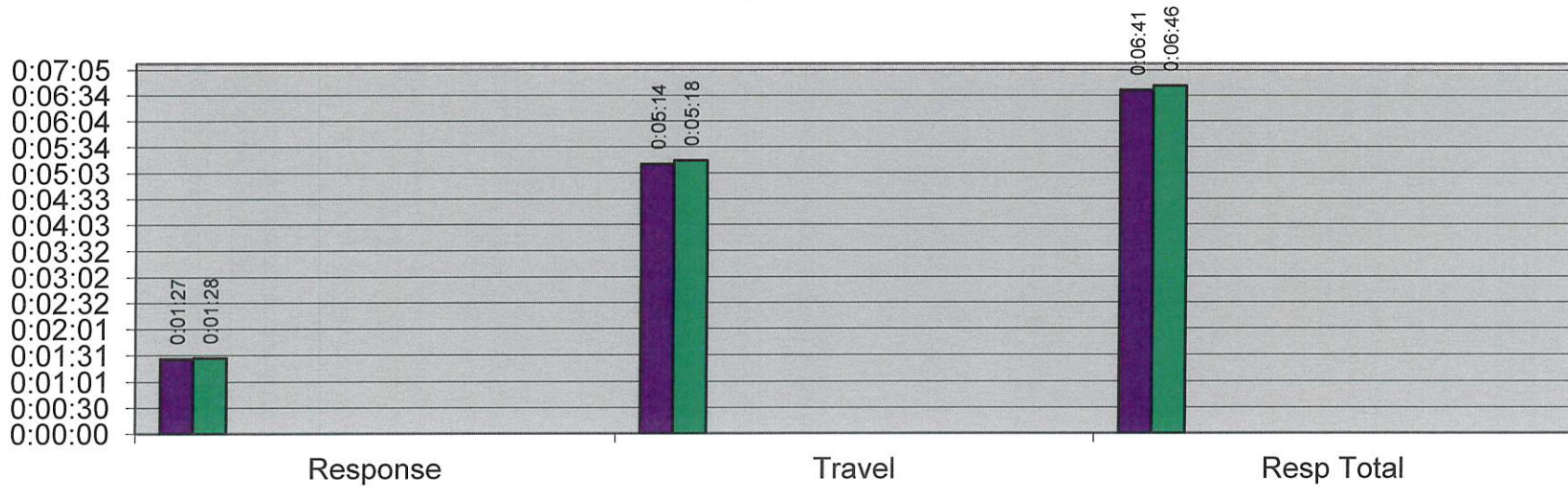
Rutland-Dundee Fire Protection District  
 Monthly Run Totals for 2024

2/5/2024

2023 Calls



2023 Response Times

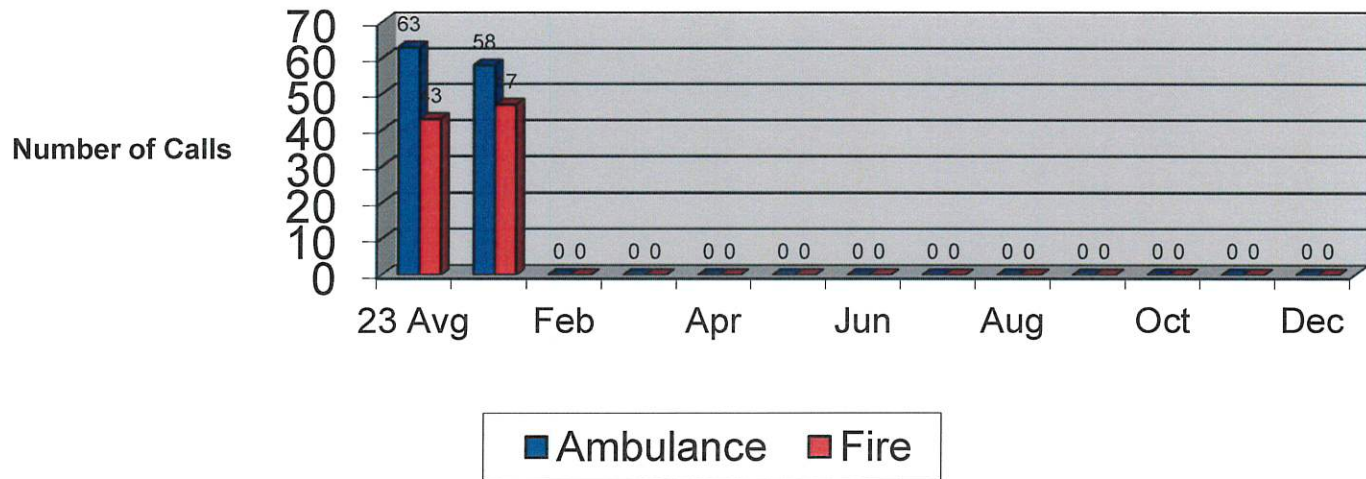




Rutland-Dundee Fire Protection District  
 Monthly Run Totals for 2024

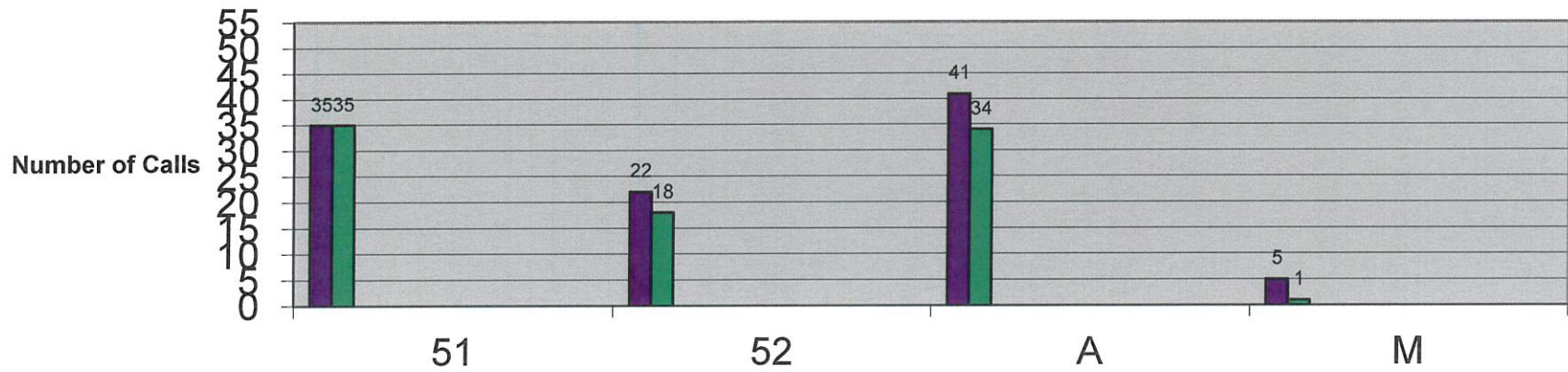
2/5/2024

2023 Ambulance vs Fire



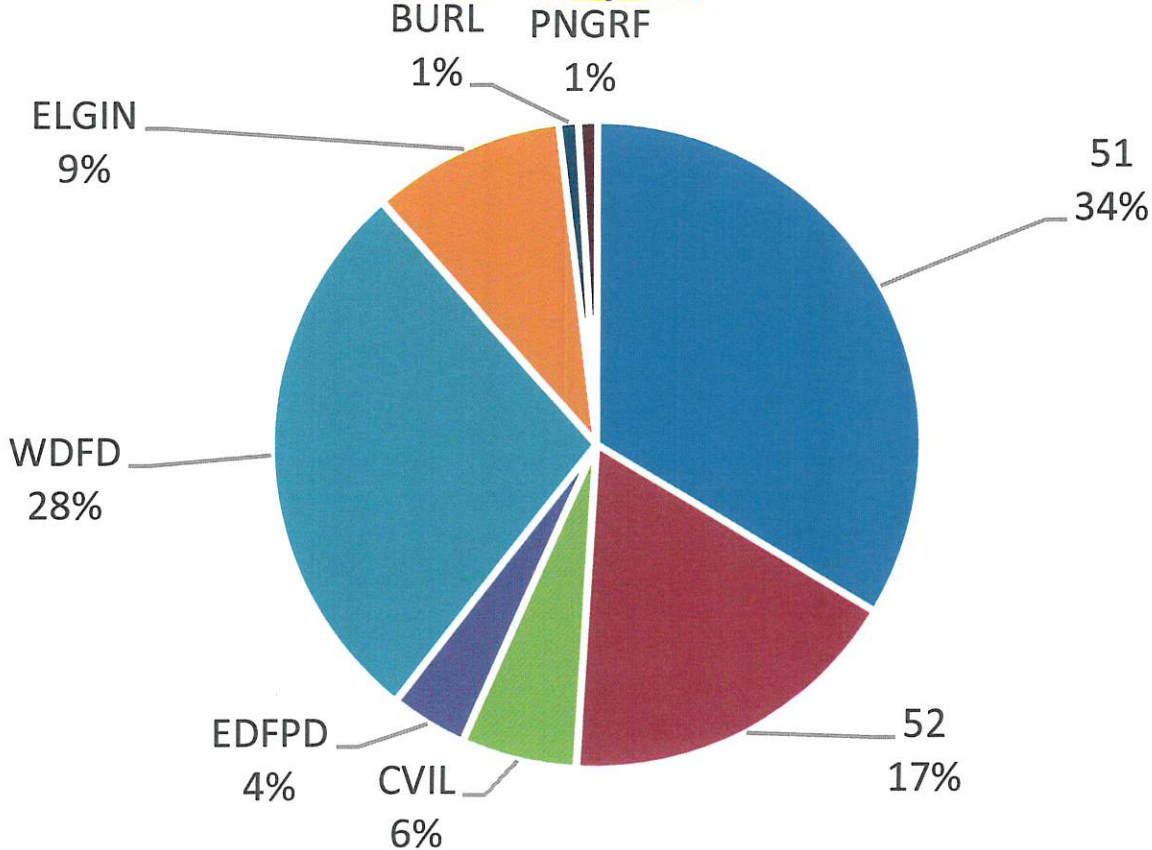
■ Ambulance ■ Fire

2023 Call Area



# RDFPD Incidents by District

January 2024



**Rutland-Dundee Fire Protection District  
Incidents Aid Received By Department 2024**

District	Jan	Feb	Mar	Apr	May	Jun	Jul	Aug	Sept	Oct	Nov	Dec	Total	
ALGN														
BARCFPD														
BART														
BRFPD														
BURL														
CLKFD														
CVIL	7												7	
ELBFPD														
EDUN	1												1	
ELGN														
FRCS														
GKFPD														
HAMP														
HFES														
HUNT														
NRFPD														
PNGR														
SELG														
SYCFPD														
WDUN	23												23	
WSFPD														
Error														
<b>Total</b>	31	0	0	0	0	0	0	0	0	0	0	0	31	
<b>Total Aid Given</b>	31	0	0	0	0	0	0	0	0	0	0	0	31	
<b>CV,ED,WD Aid Give</b>	31	0	0	0	0	0	0	0	0	0	0	0	31	
<b>31 Total minus QC Aid 31</b>													<b>Total Calls for QC Costs</b>	<u>0</u>



Rutland-Dundee Fire Protection District  
Incidents Aid Received By Department 2024

RDFPD Incidents Aid Received By Department  
2024

